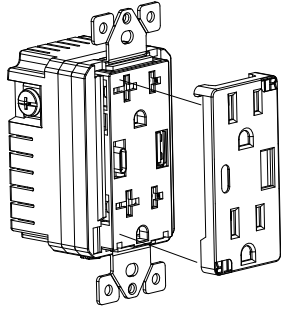


INSTALLATION INSTRUCTIONS



Model: LU-PD30AC 30W Type-C USB Power Delivery Charger with Tamper-Resistant Receptacles

SPECIFICATIONS

Receptacle rating.....	15 Amp, 125VAC, 60Hz
Power Delivery USB rating.....	Type C: 5V/9V,3A 12V,2.5A
	PPS: 3.3V-12V,2.5A
Type A and Type C output.....	Type A: 5V,1.2A Type C: 5V,3A
USB compatibility.....	USB 1.0, 1.1, 2.0, 3.0, 3.1, includes Apple® products
	Power Delivery and PPS
Operating temperature.....	-4 to 140°F (-20 to 60°C)
Receptacle dimension	1 11/16"W × 2 11/16"H × 1 13/16"D

WARNING

Turn the power off at the circuit breaker before installing this device.

Read and understand these instructions before installing. This device is intended for installation in accordance with the National Electric Code and local regulations. It is recommended that a qualified electrician performs this installation. Make sure to turn off the circuit breaker or fuse(s) and make sure power is off before wiring the device.

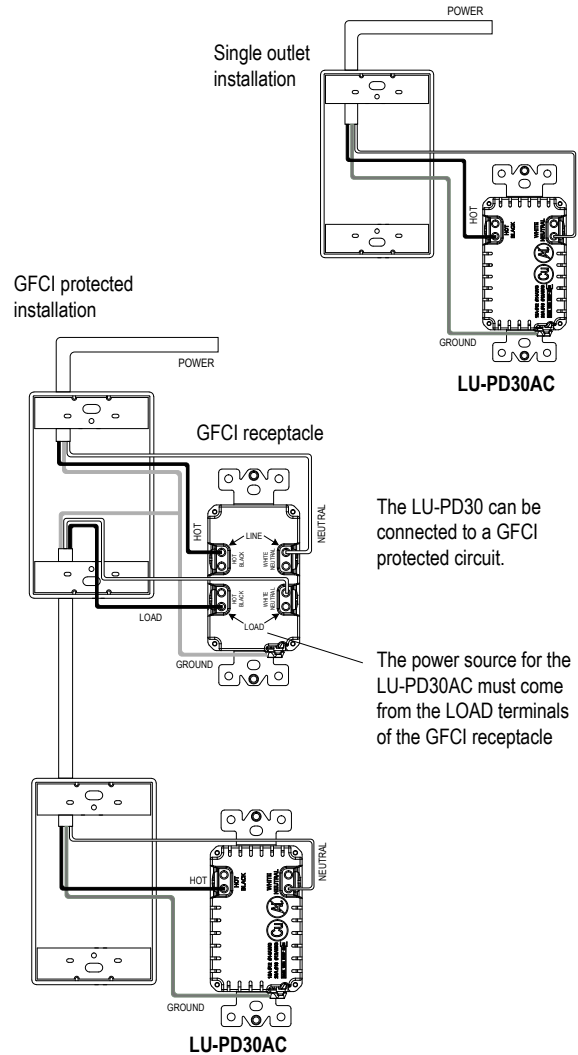
Use copper wires only.

WARRANTY

This device is warranted to be free of material and workmanship defects for 1 year from the date of purchase. Original receipt or proof of purchase from an authorized retailer must be presented upon warranty claim. ALL claims must be verified and approved by Lider-Electric, Inc. Warranties from other Lider-Electric products may vary. This warranty is nontransferable and does not cover normal wear and tear or any malfunction, failure, or defect resulting from misuse, abuse, neglect, alteration, modification, or improper installation. To the fullest extent permitted by the applicable state law, Lider-Electric shall not be liable to the purchaser or end user customer of Lider-Electric products for direct, indirect, incidental, or consequential damages even if Lider-Electric has been advised of the possibility of such damages. Lider-Electric's total liability under this or any other warranty, express or implied, is limited to repair, replacement or refund. Repair, replacement or refund are the sole and exclusive remedies for breach of warranty or any other legal theory

WIRING DIRECTIONS

1. Turn off power at circuit breaker.
2. Identify the HOT, NEUTRAL, and GROUND wires in the wall box.
3. Insert wires into the terminal holes on the back side of the receptacle, then tighten the terminal screws to clamp wires in place.



The LU-PD30 can be connected to a GFCI protected circuit.

The power source for the LU-PD30AC must come from the LOAD terminals of the GFCI receptacle

COMPATIBILITY

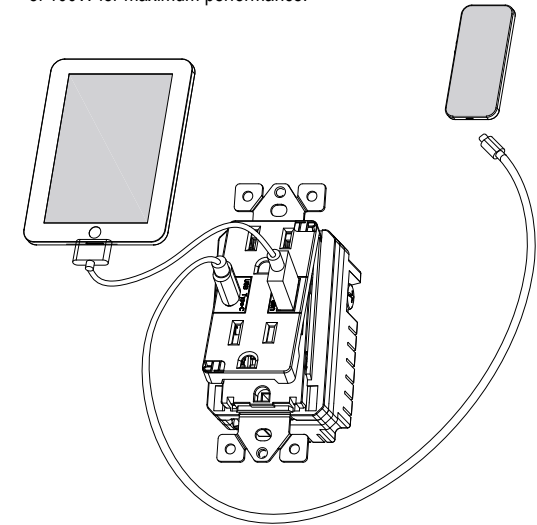
30W Type-C Power Delivery with PPS

You can now safely charge or power your electronics with up to 30 watts Programmable Power Supply (PPS). USB Type-C Power Delivery provides cooler, faster, and a broader range of charging. It is compatible with a wide range of electronic devices including, but not limited to Apple and Android devices. It is backwards compatible with USB 1.0, 1.1, 2.0, 3.0, and 3.1.

USB-C Output: 5V/9V @ 3A, PPS 3.3-12V @ 2.5A (Max 30w)

USB-A Output: 5V @ 1.2A (Max 6W)

Be sure to use quality USB cables because the cable used will effect the speed of charging. We recommend the use of cables that are capable of 100W for maximum performance.



FCC STATEMENT

This device complies with Part 15 of the FCC Rules. Operation is subject to the following two conditions:

1. This device may not cause harmful interference.
2. This device must accept any interference received, including interference that may cause undesired operation of the device.

